

Parent Guide

How can I use this with my children?

Play this game to explore counting to 100 with your children. Use the colourful shapes to cover different areas of the 100 square and see if your children can identify which numbers are hidden.

How does this help my children's learning?

Being able to recognise numbers and count up to 100 is an important skill for children to learn. By identifying the missing numbers, your children will practise using every number from 1 to 100.

Ideas for further learning:



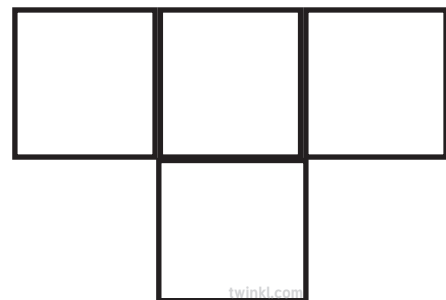


For a different challenge, you could get your children to secretly choose a number. Then play a yes or no style guessing game to work out their number. For example, 'Is your number larger than 10?'



Counting to 100: Missing Numbers Game

How to Play

1. Cut out the coloured shapes and use them to cover different sections of the 100 square.
2. Can the first player work out which numbers have been hidden? For every number they identify correctly, they score a point.
3. Players take it in turns to cover and identify the numbers.




Counting to 100: Missing Numbers Game


1	2	3	4	5	6	7	8	9	10
11	12	13	14	15	16	17	18	19	20
21	22	23	24	25	26	27	28	29	30
31	32	33	34	35	36	37	38	39	40
41	42	43	44	45	46	47	48	49	50
51	52	53	54	55	56	57	58	59	60
61	62	63	64	65	66	67	68	69	70
71	72	73	74	75	76	77	78	79	80
81	82	83	84	85	86	87	88	89	90
91	92	93	94	95	96	97	98	99	100

If you enjoyed this resource, why not try...


Missing
Numbers
Worksheet




Raindrop
Missing
Number
Worksheet



Snakes and
Ladders
Game (1-100,
Editable)



Dinosaur
Themed
Missing
Numbers
Square



If you need us, just get in touch -
contact twinklcares@twinkl.co.uk
visit [twinkl.com/parents](https://www.twinkl.com/parents)

Explore and Discover More

